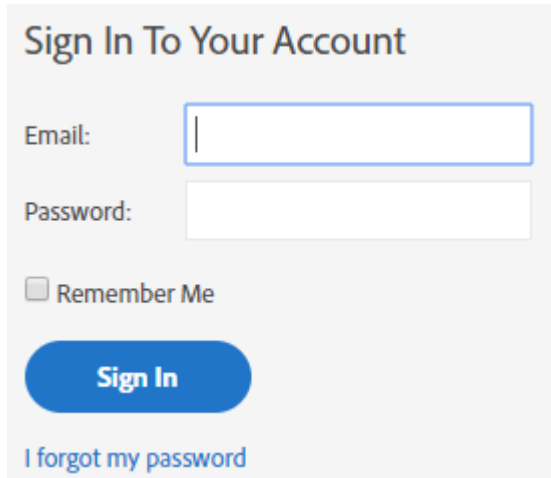


## LOGIN TO AdobeSign

1. Go to "<https://secure.echosign.com/public/login>"
2. Enter your Lamar email address [LEA@lamar.edu](mailto:LEA@lamar.edu) (ex. jdoe@lamar.edu)
  - o Do **not** use [firstname.lastname@lamar.edu](mailto:firstname.lastname@lamar.edu)



Sign In To Your Account

Email:

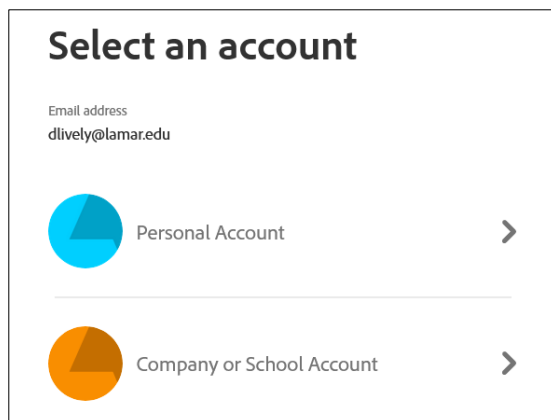
Password:

Remember Me

**Sign In**


[I forgot my password](#)


3. Press the **Tab** key to be redirected to the **Select an Account** page



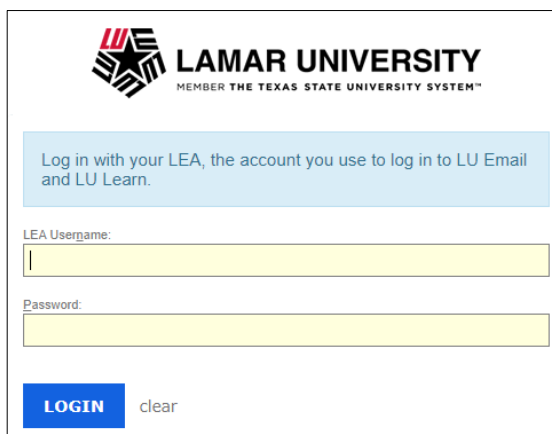
Select an account


Email address  
dlively@lamar.edu

 Personal Account >

 Company or School Account >

4. Select "**Company or School Account**"
5. Enter LEA credentials then click "Login"



 **LAMAR UNIVERSITY**  
MEMBER THE TEXAS STATE UNIVERSITY SYSTEM™

Log in with your LEA, the account you use to log in to LU Email and LU Learn.

LEA Username:

Password:

**LOGIN** clear

## UPDATE YOUR AdobeSign PROFILE (optional)

6. Click your name in the top right corner then click “My Profile” to update your profile. Click “Edit Profile” to make changes to your profile.

